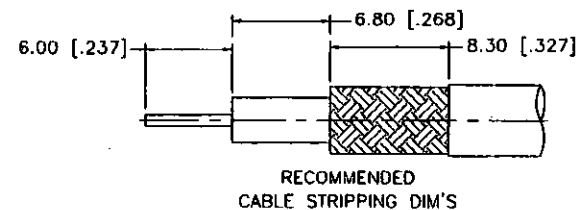
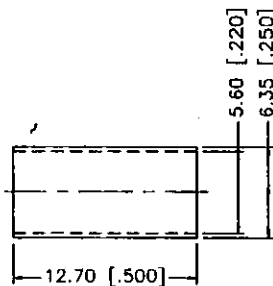
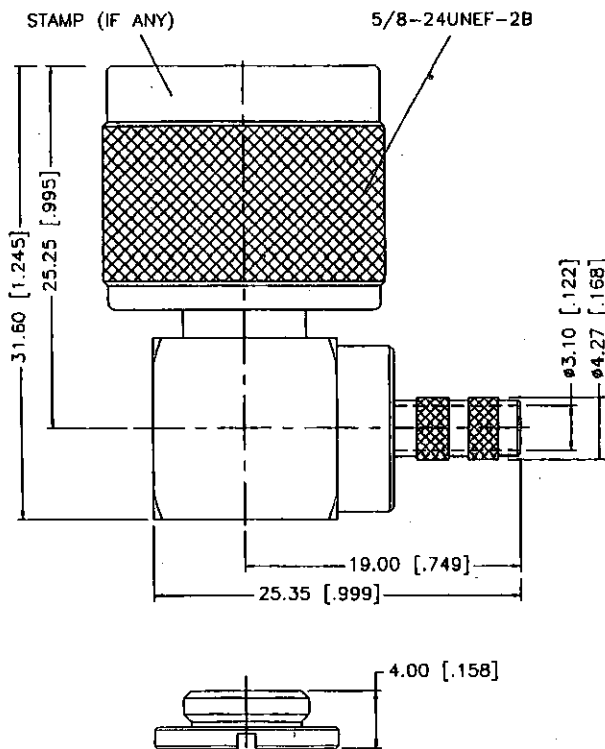


REV. _ DATE

APPROVED



NOTE:

1. CRIMPED FERRULE
HEX. CRIMP SIZE .213"
2. CONTACT PIN TO SOLDER.

ELECTRICAL SPECIFICATIONS

IMPEDANCE: 50 OHMS
 FREQUENCY OPERATION: DC-11 GHz
 VOLTAGE RATING: 1500 VOLTS PEAK
 VSWR: 1.35:1 MAX TO 11 GHz
 RF LEAKAGE: > -80 dB TO 11 GHz
 DIELECTRIC WITHSTANDING VOLTAGE: 2500 VOLTS
 INSERTION LOSS: -0.17 dB @ 11 GHz

MATERIAL	TREATMENT	DRAWN	ACAD	DATE	9/26/07
FINISH	MOD. NO.	CHECKED		DATE	
TYPE N MALE RIGHT ANGLE, CF-160 CABLE			MAB	DATE	9/26/07
			APPROVED	DATE	
			CAGE CODE: ORBN4		
ADVANCED TECHNICAL MATERIALS, INC. 49 RIDER AVE., PATCHOGUE N.Y. 11772 TEL: (631) 289-0386 FAX: (631) 289-0358 http://www.atmmicrowave.com		UNLESS OTHERWISE NOTED DIMENSIONS ARE IN INCHES TOLERANCES ARE:		FRACTIONS ±1/64 DECIMALS ±.01 ANGLES ±1/2°	SHEET.
PROPRIETARY NOTICE: THE INFORMATION ON THIS DRAWING IS PROPRIETARY AND SHALL NOT BE USED OR DISCLOSED WITHOUT THE PRIOR WRITTEN CONSENT OF ATM, INC.		SCALE NTS	DWG. NO. NMR-160	REV.	---