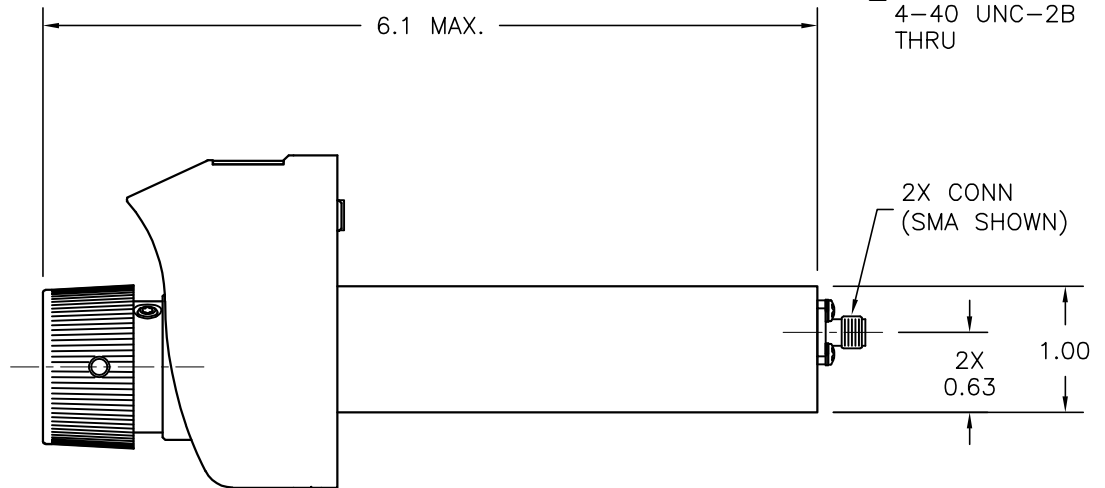
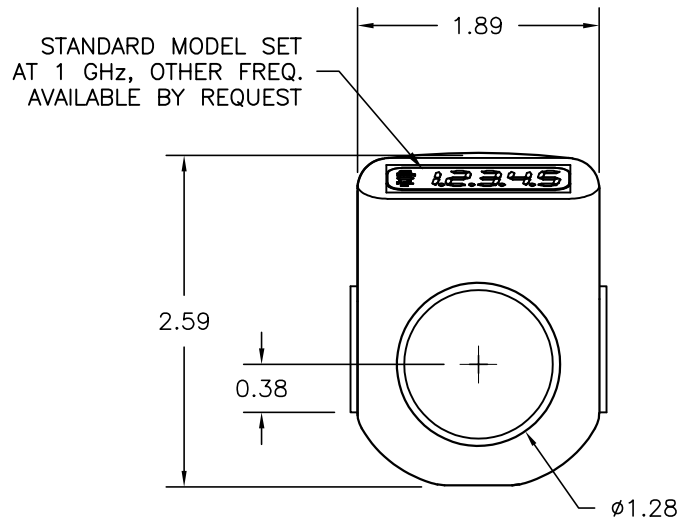
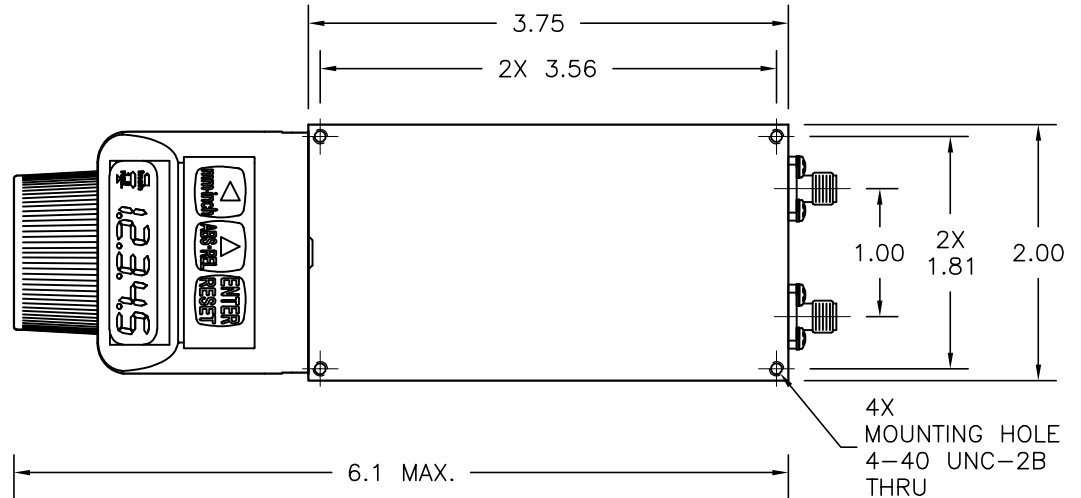


A	RL	7-12-01	INITIAL RELEASE
REV B	AUTH RL	DATE 12-14-15	UPDATE PER ECN# 5-19-15-01
REV C	AUTH RL	DATE 6-3-19	UPDATE PER ECN# 5-31-19-01

MODEL (SMA)	MODEL (TYPE-N)	FREQ. (GHz)	MIN. PHASE ADJUST
P1403DRE	P2403DRE	DC-2.3	0-30°/GHz
P1404DRE	P2404DRE	DC-4.3	0-30°/GHz
P1405DRE	P2405DRE	DC-8.2	0-30°/GHz
P1406DRE	P2406DRE	DC-12.7	0-30°/GHz
P1407DRE	P2407DRE	DC-18.6	0-30°/GHz
P1408DRE	NA	DC-26.5	0-30°/GHz
P1408DRE-360	NA	18.0-26.5	0°-360°
*P1409DRE-360	NA	18.0-40.0	0°-360°



**NOTES:**

1. ALL MODELS HAVE AN RF POWER RATING OF 100W AVERAGE & 3 KW PEAK
2. DIAL IS SHIPPED IN ORIENTATION SHOWN, ADJUSTMENT BY CUSTOMER IS POSSIBLE.
3. \*P1409DRE-360 IS SUPPLIED WITH 2.92mm CONNECTORS ONLY.

THIRD ANGLE PROJECTION:	APPROVALS	DATE			L-3 Narda - ATM TEL: (631) 289-0363 FAX: (631) 289-0358 www.atmmicrowave.com	THE INFORMATION IN THIS DRAWING IS PROPRIETARY AND SHALL NOT BE USED OR DISCLOSED WITHOUT THE PRIOR WRITTEN CONSENT OF ATM, INC. DO NOT SCALE DWG.
UNLESS OTHERWISE NOTED, DIMENSIONS ARE IN INCHES, TOLERANCES ARE: FRACTIONS: ±1/64 ANGLES: ±1/2° MACHINED FINISH 63 √ OR BETTER	DRAWN RL	7/12/01	30°/GHz PHASESHIFTER DIRECT READING DIAL (-DRE)			
	CHKD.					
	APRVD.					
DECIMALS 2 PLACE 3 PLACE	MATERIAL -		SIZE A	CAGE CODE OR8N4	ATM DWG # 4432W	REVISION C
±.01 ±.005	TREATMENT -		SCALE NONE	MODEL # P14XXDRE		SHEET 1/1
	FINISH -					