
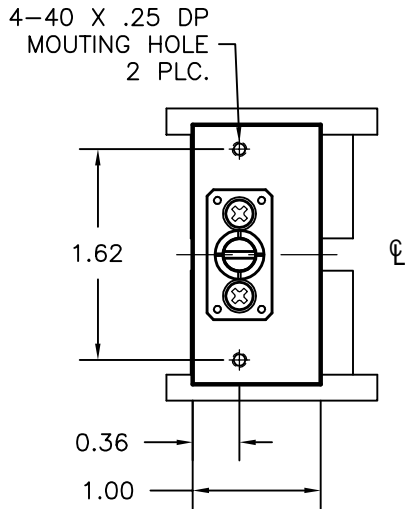
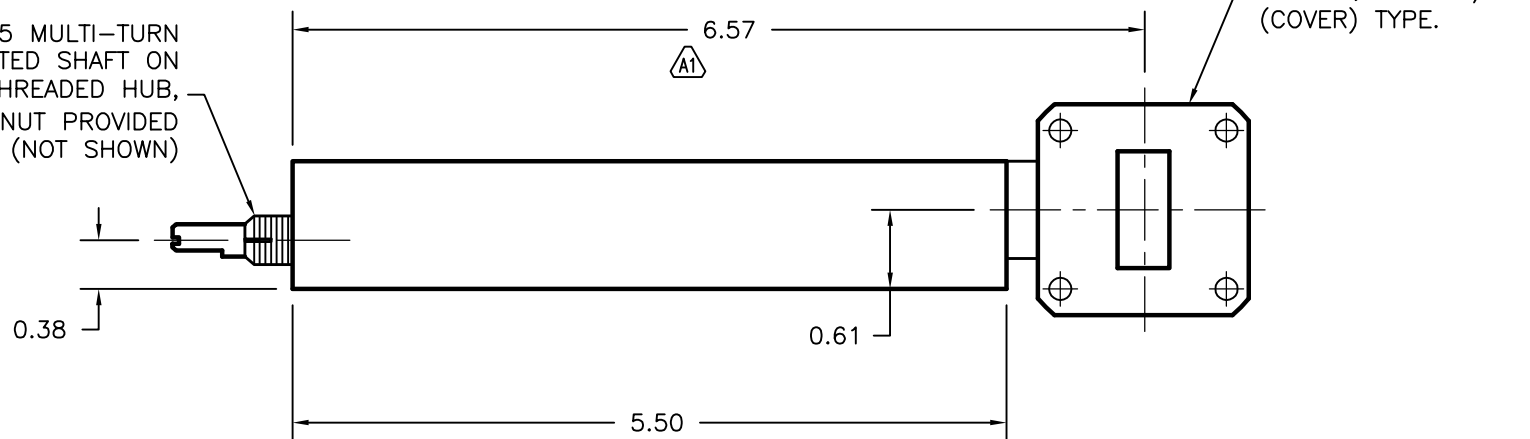


REV -	AUTH M.R.	DATE 3/31/09	INITIAL RELEASE
REV A	AUTH M.R.	DATE 07/21/15	DIMENSIONS UPDATED, WAS 6.56 $\triangle A1$, WAS 2.25 $\triangle A2$.



ϕ .25 MULTI-TURN SLOTTED SHAFT ON 3/8-32 THREADED HUB, 7/16" LOCKNUT PROVIDED (NOT SHOWN)



THIRD ANGLE PROJECTION:			APPROVALS	DATE		ADVANCED TECHNICAL MATERIALS, INC.		THE INFORMATION IN THIS DRAWING IS PROPRIETARY AND SHALL NOT BE USED OR DISCLOSED WITHOUT THE PRIOR WRITTEN CONSENT OF ATM, IN DO NOT SCALE DWG.
UNLESS OTHERWISE NOTED, DIMENSIONS ARE IN INCHES. TOLERANCES ARE: FRACTIONS: $\pm 1/64$ ANGLES: $\pm 1/2^\circ$			DRAWN M.R.	3/31/09		TEL: (631) 289-0363 FAX: (631) 289-0358		
BASIC DIMENSION	DECIMALS 2 PLACE 3 PLACE		CHKD.	APRVD.	OUTLINE, WR90 PHASESHIFTER			
UNDER 6"	$\pm .02$	$\pm .005$	MATERIAL -					
6" - 12"	$\pm .03$	$\pm .010$	TREATMENT CHEM FILM					
OVER 12"	$\pm .06$	$\pm .015$	FINISH ATM STD GRAY		SIZE A	CAGE CODE OR8N4	ATM DWG # 9699	REVISION A
					SCALE N.T.S.	MODEL # 90-P150-360	SHEET 1/1	