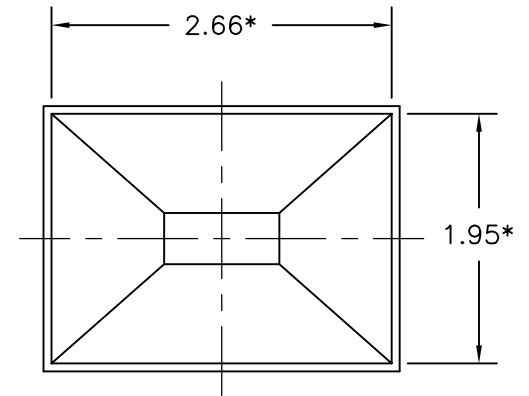
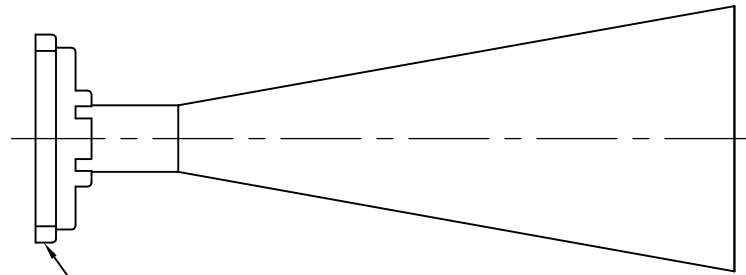
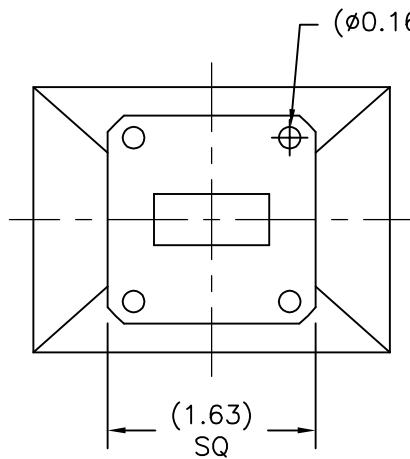
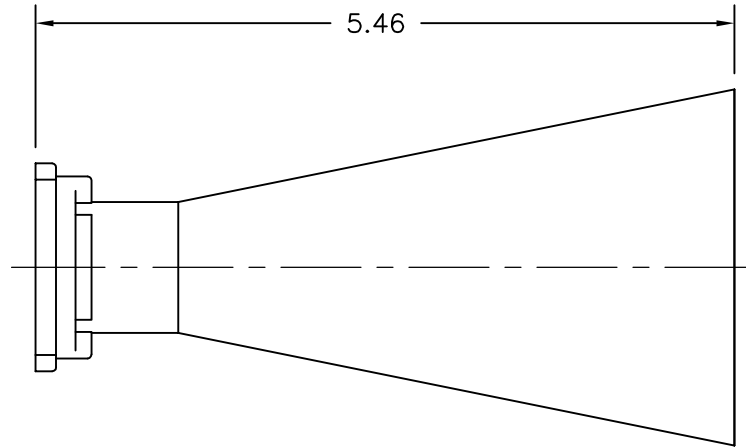


REV	AUTH	DATE	INITIAL RELEASE
A	D.M.	07/11/12	INITIAL RELEASE
B	L.M.	07/11/14	CHANGE TOLERANCE OF 2 PLACE DECIMAL FROM: +/- .01 TO: +/- .04
C	M.R.	12/06/16	UPDATED FLANGE ILLUSTRATION, NO DIMENSIONAL CHANGES. FORMAT UPDATE. 2 PLACE TOLERANCE CHANGED TO +/- .03
D	DM	05/02/17	UPDATED LOGO ; NO DIMENSION CHANGES



WR90 STD COVER FLANGE
(UG-135/U)

*INSIDE DIMENSION

***NOTE:** THESE DIMENSIONS ARE BASED ON THE FLANGE TYPE SHOWN ABOVE, AND MAY CHANGE WHEN OTHER FLANGE TYPES ARE SELECTED.

THIRD ANGLE PROJECTION:		APPROVALS		DATE	 L-3 Narda - ATM TEL: (631) 289-0363 FAX: (631) 289-0358 www.atmmicrowave.com	THE INFORMATION IN THIS DRAWING IS PROPRIETARY AND SHALL NOT BE USED OR DISCLOSED WITHOUT THE PRIOR WRITTEN CONSENT OF ATM, INC. DO NOT SCALE DWG.	
UNLESS OTHERWISE NOTED, DIMENSIONS ARE IN INCHES, TOLERANCES ARE: FRACTIONS: ±1/64 ANGLES: ±1/2° MACHINED FINISH 63 ✓ OR BETTER		DRAWN D.M. CHKD. APRVD.	05/02/17	OUTLINE WR90 HORN - 15dB			
DECIMALS 2 PLACE 3 PLACE ±.03 ±.005		MATERIAL ALUM ALLOY TREATMENT CHEM FILM FINISH		SIZE A SCALE NONE	CAGE CODE OR8N4 MODEL # 90-441-6	ATM DWG # 13971	REVISION D SHEET 1/1