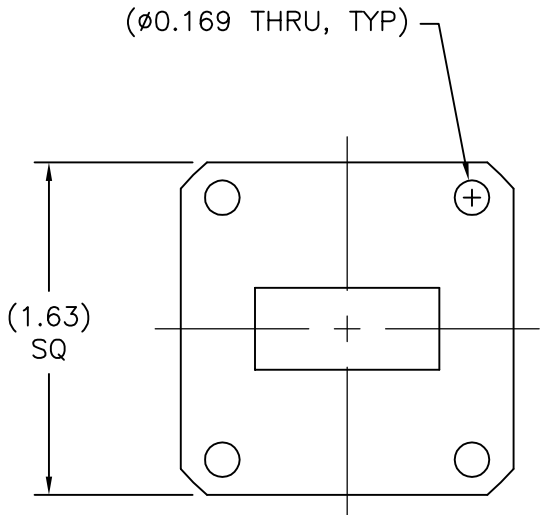
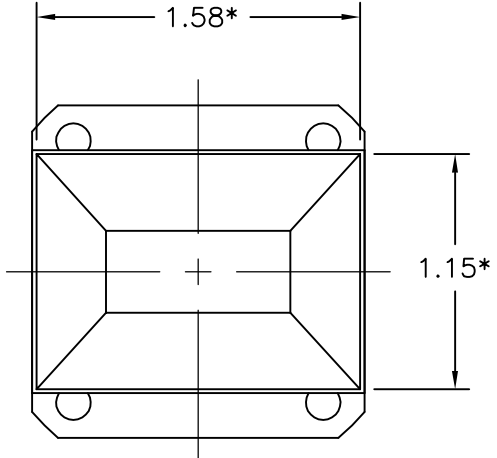
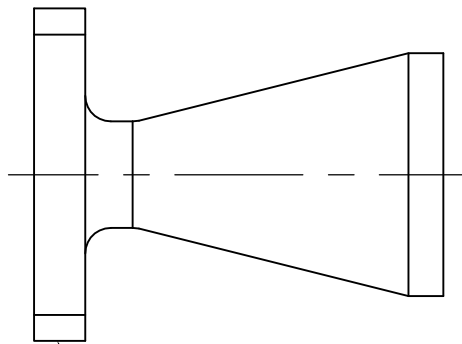
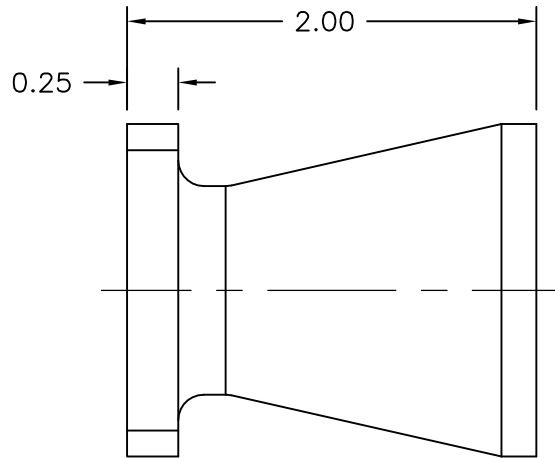


REV A	AUTH D.M.	DATE 06/26/12	INITIAL RELEASE
REV B	AUTH L.M.	DATE 07/11/14	CHANGE TOLERANCE OF 2 PLACE DECIMAL FROM: +/-0.01 TO: +/-0.03
REV C	AUTH M.R.	DATE 12/06/16	UPDATED FLANGE ILLUSTRATION, NO DIMENSIONAL CHANGES. FORMAT UPDATE



WR90 STD COVER FLANGE
(UG-135/U)

*INSIDE DIMENSION

*NOTE: THESE DIMENSIONS ARE BASED ON THE FLANGE TYPE SHOWN ABOVE, AND MAY CHANGE WHEN OTHER FLANGE TYPES ARE SELECTED.

THIRD ANGLE PROJECTION:		APPROVALS	DATE	 L-3 Narda - ATM TEL: (631) 289-0363 FAX: (631) 289-0358 www.atmmicrowave.com	<small>THE INFORMATION IN THIS DRAWING IS PROPRIETARY AND SHALL NOT BE USED OR DISCLOSED WITHOUT THE PRIOR WRITTEN CONSENT OF ATM, INC. DO NOT SCALE DWG.</small>
UNLESS OTHERWISE NOTED, DIMENSIONS ARE IN INCHES, TOLERANCES ARE: FRACTIONS: ±1/64 ANGLES: ±1/2° MACHINED FINISH 63 ✓ OR BETTER		DRAWN D.M.	06/26/12		
		CHKD.		OUTLINE WR90 HORN - 10dB	
		APRVD.			
		MATERIAL	6061 ALUM.	SIZE A	REVISION C
		TREATMENT	CHEM FILM	CAGE CODE OR8N4	ATM DWG # 13970
		FINISH		SCALE NONE	MODEL # 90-440-6
DECIMALS					SHEET 1/1
2 PLACE	3 PLACE				
±.04	±.005				