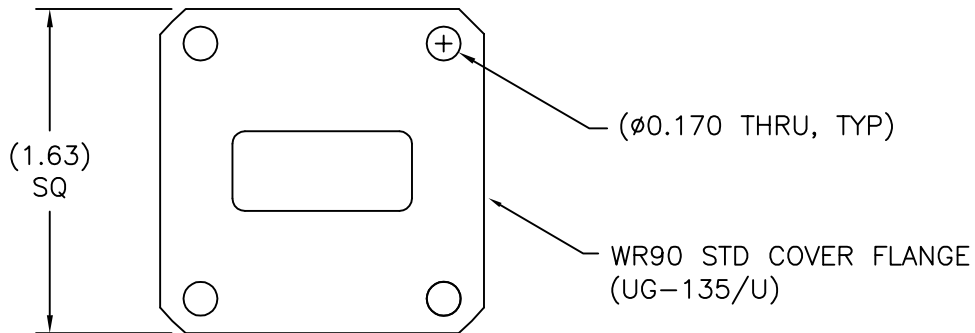
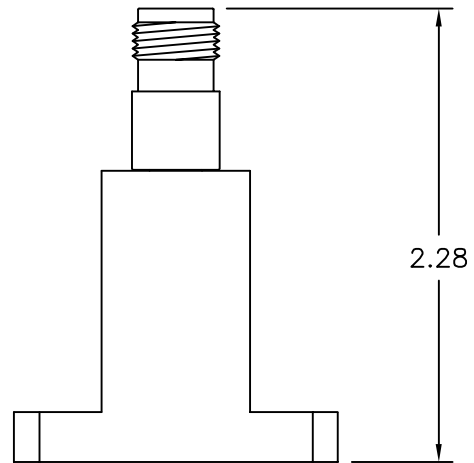
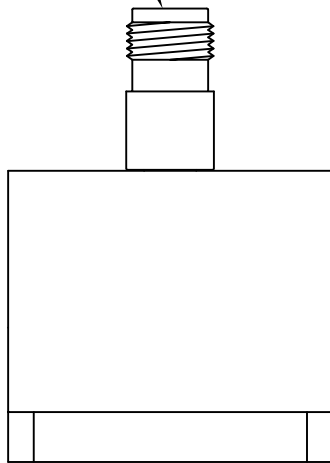


STD TNC(F) CONNECTOR



THIRD ANGLE PROJECTION:		APPROVALS	DATE	ADVANCED TECHNICAL MATERIALS, INC. TEL: (631) 289-0363 FAX: (631) 289-0358 www.atmmicrowave.com		<small>THE INFORMATION IN THIS DRAWING IS PROPRIETARY AND SHALL NOT BE USED OR DISCLOSED WITHOUT THE PRIOR WRITTEN CONSENT OF ATM, INC. DO NOT SCALE DWG.</small>	
UNLESS OTHERWISE NOTED, DIMENSIONS ARE IN INCHES, TOLERANCES ARE: FRACTIONS: $\pm 1/64$ ANGLES: $\pm 1/2^\circ$ MACHINED FINISH 63 \checkmark OR BETTER		DRAWN M.R.	10/15/14	OUTLINE WR90 ENDLAUNCH ADAPTER - TNC			
		CHKD.					
		APRVD.		SIZE A	CAGE CODE OR8N4	ATM DWG # 16382	REVISION A
DECIMALS 2 PLACE 3 PLACE $\pm .01$ $\pm .005$		MATERIAL ALUMINUM		SCALE NONE	MODEL # 90-205A-6	SHEET 1/1	
		TREATMENT CHEM FILM					
		FINISH					