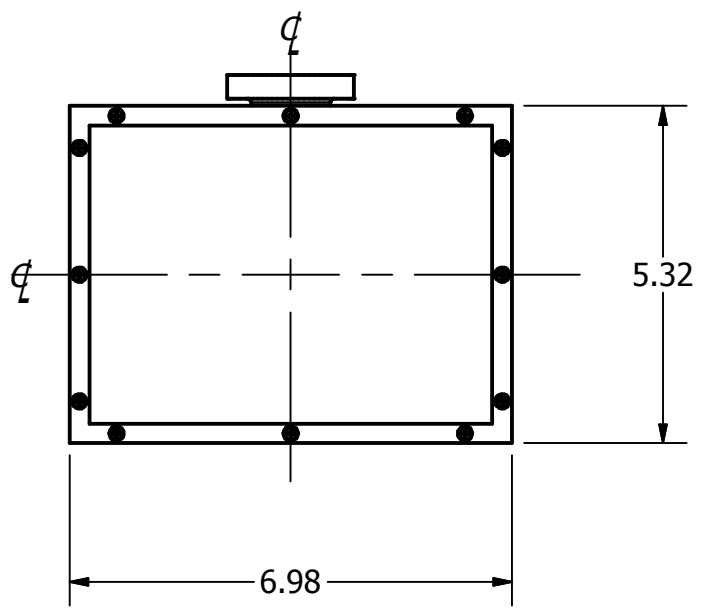
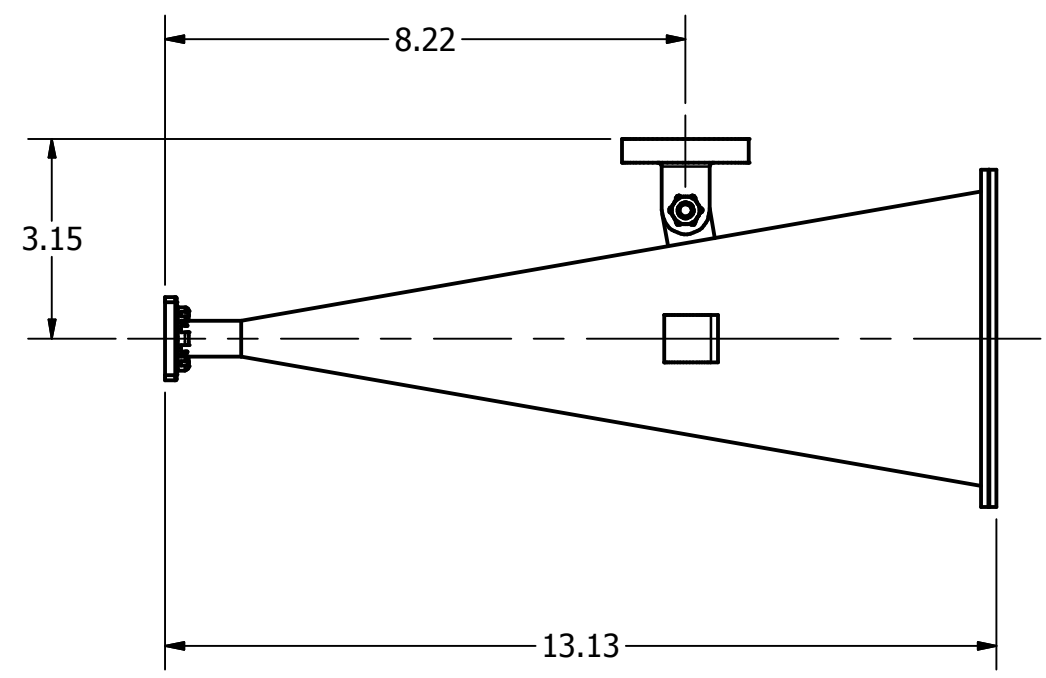
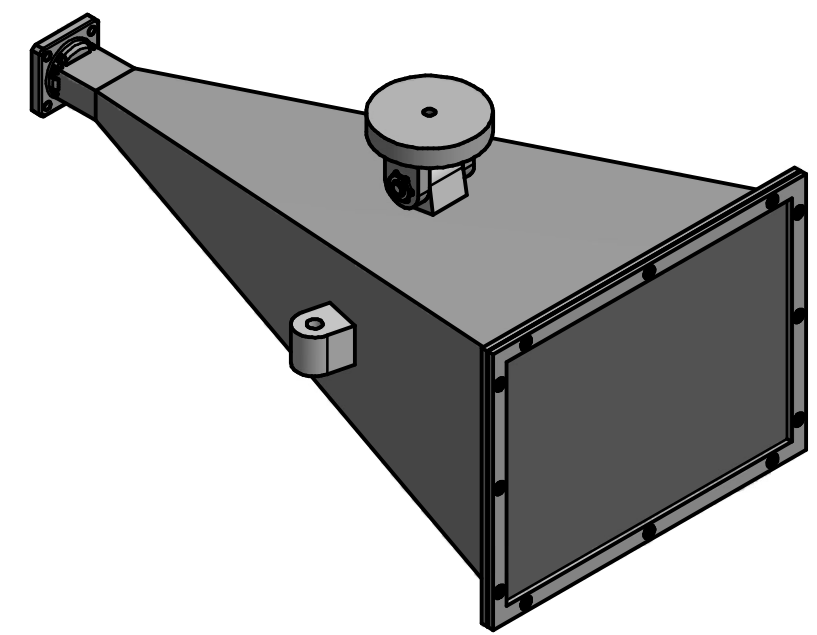
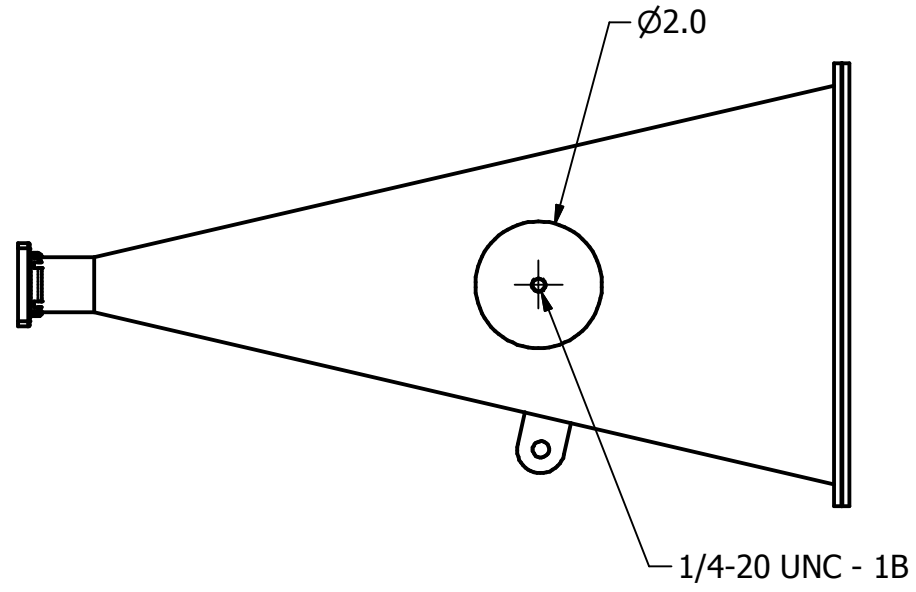


REVISION HISTORY			
REV	AUTH	DATE	DESCRIPTION
A	RL	7-9-2015	INITIAL RELEASE



MODEL NUMBER: 62-443-X/BR/RD
MATERIAL: 6061/T-6 ALUM.
FINISH: UNIQUE CORROSION RESISTANT 316 STAINLESS STEEL EPOXY COATING.
FLANGES: COVER TYPE (-6) IS STANDARD, OTHER TYPES ARE AVAILABLE BUT LENGTH MAY CHANGE.
FREQUENCY RANGE: 12.4-18.0 GHz
GAIN: 24dB

USED ON:	QTY	NEXT ASSY	THIRD ANGLE PROJECTION:	APPROVALS	DATE	ADVANCED TECHNICAL MATERIALS, INC. TEL: (631) 289-0363 FAX: (631) 289-0358 www.atmmicrowave.com <small>THE INFORMATION IN THIS DRAWING IS PROPRIETARY AND SHALL NOT BE USED OR DISCLOSED WITHOUT THE PRIOR WRITTEN CONSENT OF ATM, INC. DO NOT SCALE DWG.</small>
SEE NOTES			UNLESS OTHERWISE NOTED, DIMENSIONS ARE IN INCHES, TOLERANCES ARE: FRACTIONS: ±1/64 ANGLES: ±1/2° DECIMALS 2 PLACE 3 PLACE ±.01 ±.005 MACHINED FINISH 63 ✓ OR BETTER	DRAWN RL 7-9-2015 CHKD. APRVD.		
OUTLINE, WR62 HORN HI-GAIN, W/ BRACKET, W/ RADOME						SIZE B CAGE CODE 0R8N4 ATM DWG # 16894 MODEL # 62-443-6/BR/RD
						REVISION A SHEET 1 OF 1