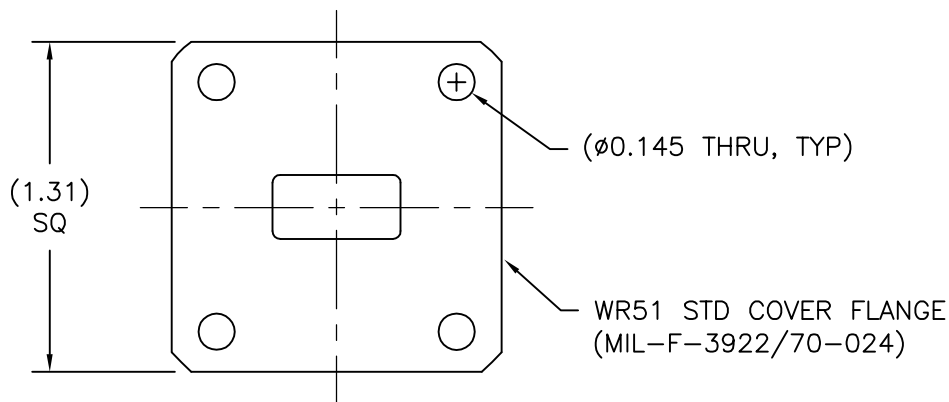
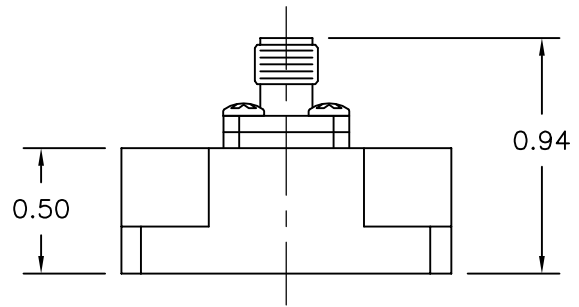
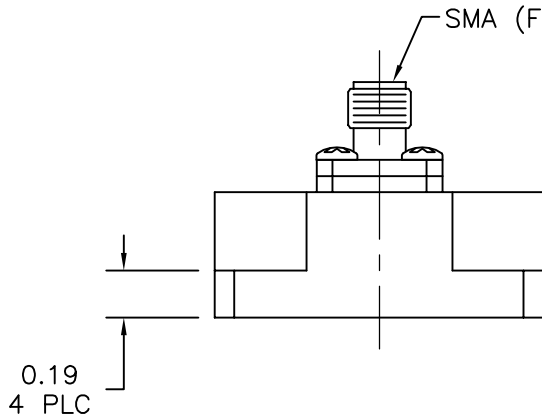
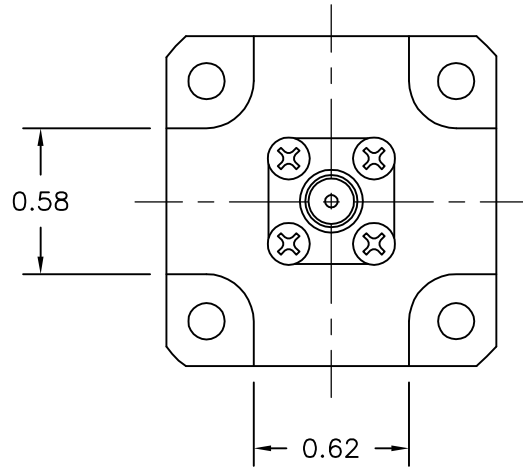


A	M.R.	07/27/15	INITIAL RELEASE
REV B	AUTH M.R.	DATE 03/17/16	ADDED APPLICATION TABLE

APPLICATION TABLE		
MODEL#	FREQUENCY RANGE GHz	VSWR
51-201ZA-6	15.0-22.0	1.30 MAX
51ka-201B-6	18.3-20.2	1.21 MAX
51ka-201PrB-6	18.3-20.2	1.12 MAX



THIRD ANGLE PROJECTION:	APPROVALS	DATE	<b>ADVANCED TECHNICAL MATERIALS, INC.</b> TEL: (631) 289-0363 FAX: (631) 289-0358 www.atmmicrowave.com	THE INFORMATION IN THIS DRAWING IS PROPRIETARY AND SHALL NOT BE USED OR DISCLOSED WITHOUT THE PRIOR WRITTEN CONSENT OF ATM, INC. DO NOT SCALE DWG.	
	DRAWN M.R.	07/27/15			
	CHKD.				
	APRVD.				
UNLESS OTHERWISE NOTED, DIMENSIONS ARE IN INCHES, TOLERANCES ARE:  FRACTIONS: ±1/64 ANGLES: ±1/2°  MACHINED FINISH 63 ✓ OR BETTER	MATERIAL PER ORDER		SIZE A CAGE CODE OR8N4 ATM DWG # 16239 REVISION B		
DECIMALS 2 PLACE 3 PLACE ±.01 ±.005	TREATMENT CHEM FILM		SCALE NONE MODEL # SEE TABLE SHEET 1/1		
	FINISH				