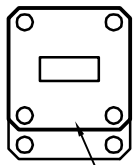
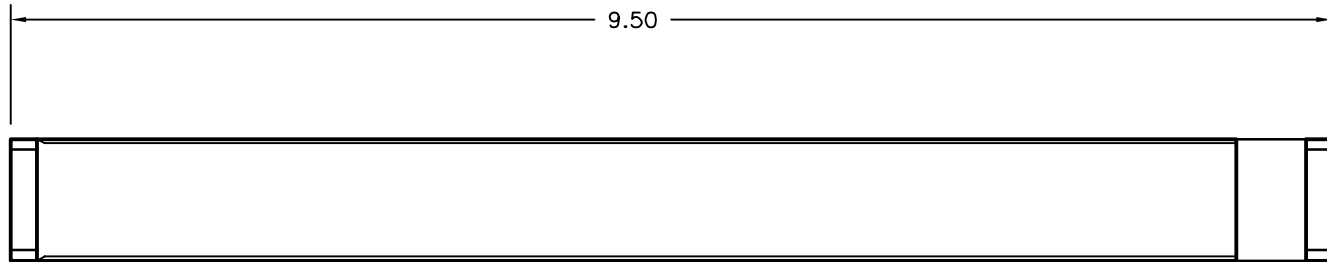
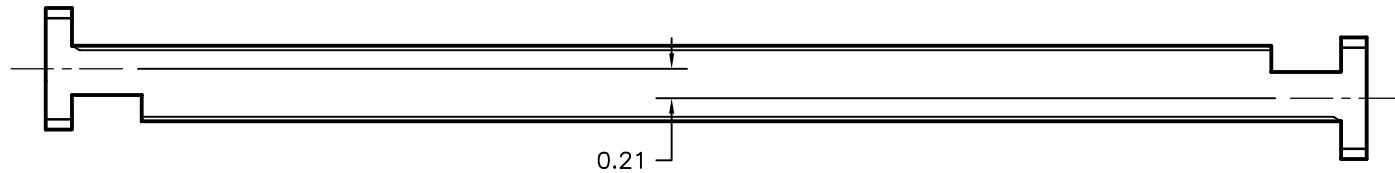


REV	AUTH	DATE	INITIAL RELEASE
-	RL	04/30/07	



WR42 FLANGE FACE  
EQUIV. TO UG 597/U  
TYPICAL



**MODEL SPECIFICATIONS**

**MECHANICAL**

MODEL NUMBER: 42-630HPX-XX\*-6-6  
MATERIAL: 6061/T-6 ALUM.  
FLANGES: WR42 COVER SHOWN, OTHER FLANGES AVAILABLE UPON REQUEST

**ELECTRICAL**

FREQ. RANGE: 18.0 - 26.5 GHz  
POWER: 100W (CW)  
VSWR: 1.15  
ATTENUATION: \*6, 10, 20, 30, 40, 50dB AVAILABLE

THIRD ANGLE PROJECTION:		APPROVALS	DATE		ADVANCED TECHNICAL MATERIALS, INC.		THE INFORMATION IN THIS DRAWING IS PROPRIETARY AND SHALL NOT BE USED OR DISCLOSED WITHOUT THE PRIOR WRITTEN CONSENT OF ATM INC. DO NOT SCALE DWG.
UNLESS OTHERWISE NOTED, DIMENSIONS ARE IN INCHES, TOLERANCES ARE: FRACTIONS: ±1/64 ANGLES: ±1/2°		DRAWN <b>RL</b>	04/30/07		TEL: (631) 289-0363 FAX: (631) 289-0358 www.atmmicrowave.com		
BASIC DIMENSION	DECIMALS 2 PLACE   3 PLACE	CHKD.	APRVD.	<b>OUTLINE, WR42 HP FXD. PRECISION ATTEN.</b>			
UNDER 6"	±.02   ±.005	MATERIAL <b>PER ORDER</b>					
6" - 12"	±.03   ±.010	TREATMENT -					
OVER 12"	±.06   ±.015	FINISH -		SIZE <b>A</b>	CAGE CODE 0R8N4	ATM DWG # <b>8084W</b>	REVISION -
				SCALE <b>NONE</b>	MODEL # <b>42-630HPX-XX-6-6</b>	SHEET 1/1	