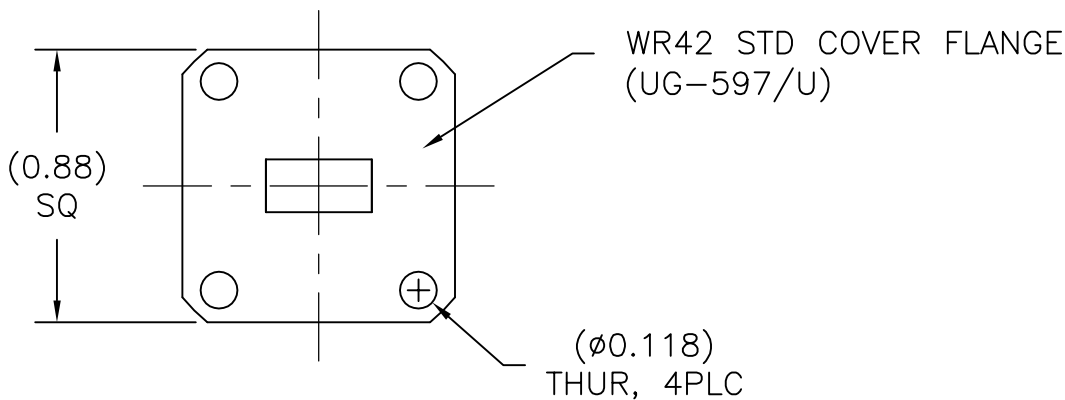
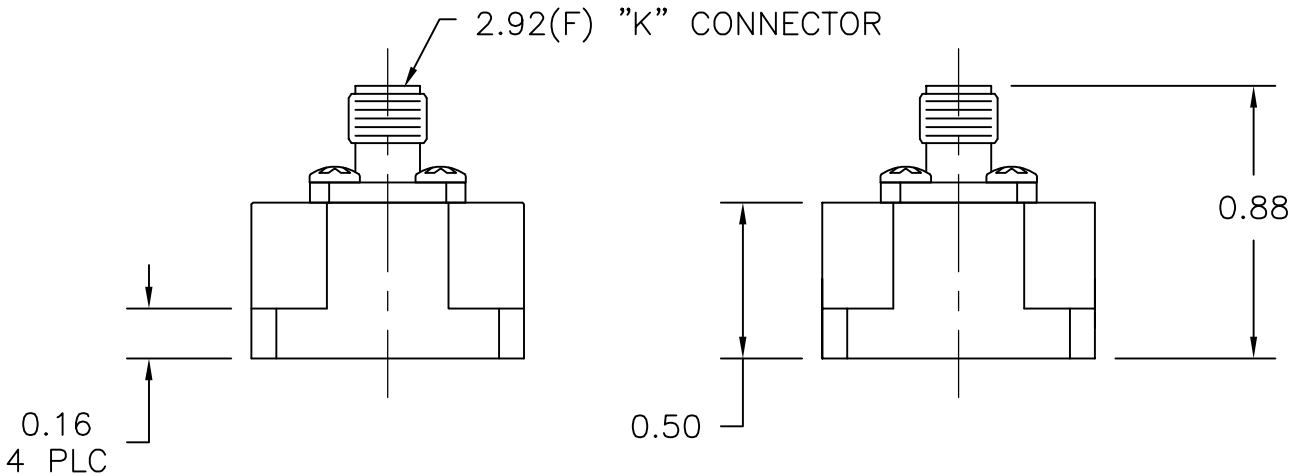
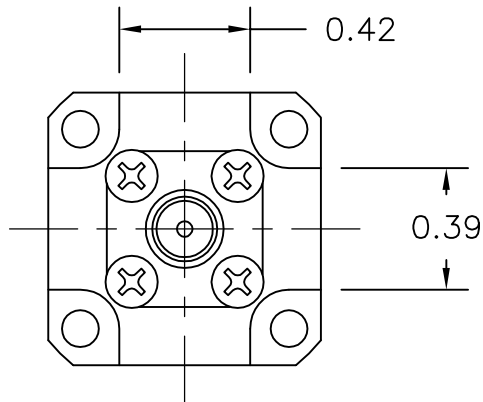


APPLICATION TABLE		
MODEL#	FREQUENCY RANGE GHz	VSWR
42-20KZA-6	18.0-26.5	1.30 MAX
42ka-20KB-6	18.3-20.2	1.21 MAX
42ka-20KPrB-6	18.3-20.2	1.12 MAX



THIRD ANGLE PROJECTION:	APPROVALS DRAWN M.R. DATE 03/17/16	ADVANCED TECHNICAL MATERIALS, INC. TEL: (631) 289-0363 FAX: (631) 289-0358 www.atmmicrowave.com	THE INFORMATION IN THIS DRAWING IS PROPRIETARY AND SHALL NOT BE USED OR DISCLOSED WITHOUT THE PRIOR WRITTEN CONSENT OF ATM, INC. DO NOT SCALE DWG.		
	UNLESS OTHERWISE NOTED, DIMENSIONS ARE IN INCHES, TOLERANCES ARE: FRACTIONS: ±1/64 ANGLES: ±1/2° MACHINED FINISH 63 ✓ OR BETTER		CHKD. APRVD.	OUTLINE WR42 COMPACT ENDLAUNCH ADAPTER, 2.9mm	
	MATERIAL PER ORDER TREATMENT CHEM FILM		FINISH		
	DECIMALS 2 PLACE 3 PLACE ±.01 ±.005		SCALE NONE MODEL # SEE TABLE SHEET 1/1		