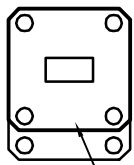
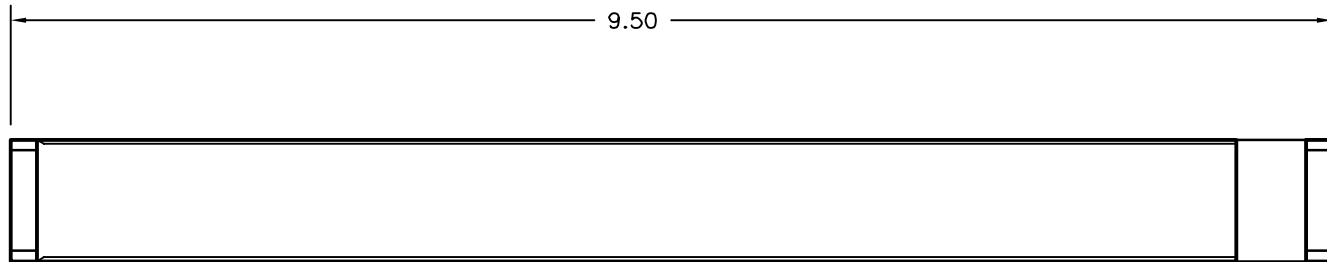
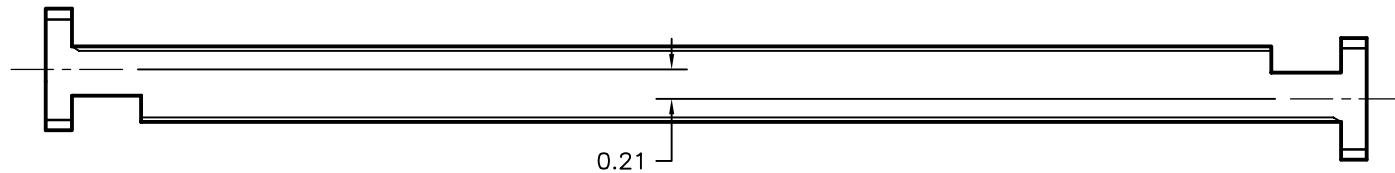


REV -	AUTH RL	DATE 07/20/06	INITIAL RELEASE
----------	------------	------------------	-----------------



WR34 FLANGE FACE
EQUIV. TO UG 1530/U
TYPICAL



MODEL SPECIFICATIONS

MECHANICAL

MODEL NUMBER: 34-630HPX-XX*-6-6
 MATERIAL: 6061/T-6 ALUM.
 FLANGES: WR34 COVER SHOWN, OTHER FLANGES AVAILABLE UPON REQUEST

ELECTRICAL

FREQ. RANGE: 22.0 - 33.0 GHz
 POWER: 75 WATTS
 VSWR: 1.15
 ATTENUATION: *10, 20, 30, 40, 50dB AVAILABLE

THIRD ANGLE PROJECTION:		APPROVALS	DATE	ADVANCED TECHNICAL MATERIALS, INC. TEL: (631) 289-0363 FAX: (631) 289-0358 www.atmmicrowave.com	<small>THE INFORMATION IN THIS DRAWING IS PROPRIETARY AND SHALL NOT BE USED OR DISCLOSED WITHOUT THE PRIOR WRITTEN CONSENT OF ATM, INC. DO NOT SCALE DWG.</small>
UNLESS OTHERWISE NOTED, DIMENSIONS ARE IN INCHES, TOLERANCES ARE: FRACTIONS: ±1/64 ANGLES: ±1/2°		DRAWN RL	07/20/06		
BASIC DIMENSION	DECIMALS 2 PLACE 3 PLACE	CHKD.	APRVD.	OUTLINE, WR34 HP FXD. PRECISION ATTEN.	
UNDER 6"	±.02 ±.005	MATERIAL PER ORDER			
6" - 12"	±.03 ±.010	TREATMENT -			
OVER 12"	±.06 ±.015	FINISH -			
SIZE A	CAGE CODE 0R8N4	ATM DWG # 6841W		REVISION -	
SCALE NONE	MODEL # 34-630HPX-XX-6-6			SHEET 1/1	