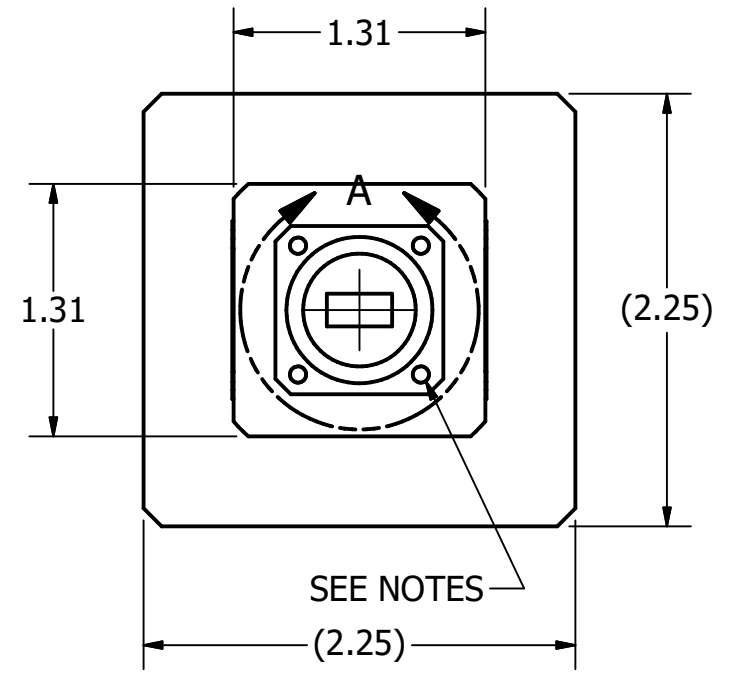
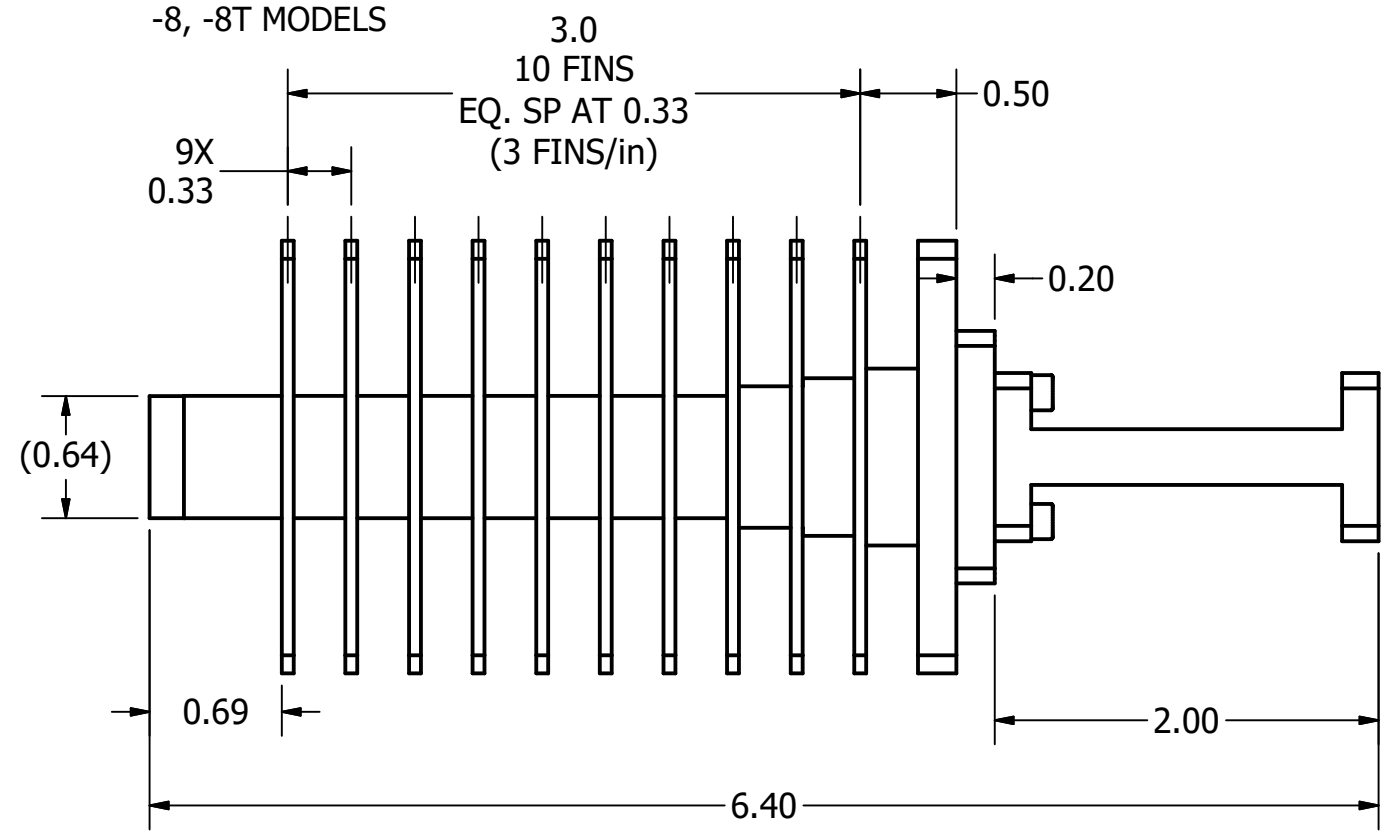
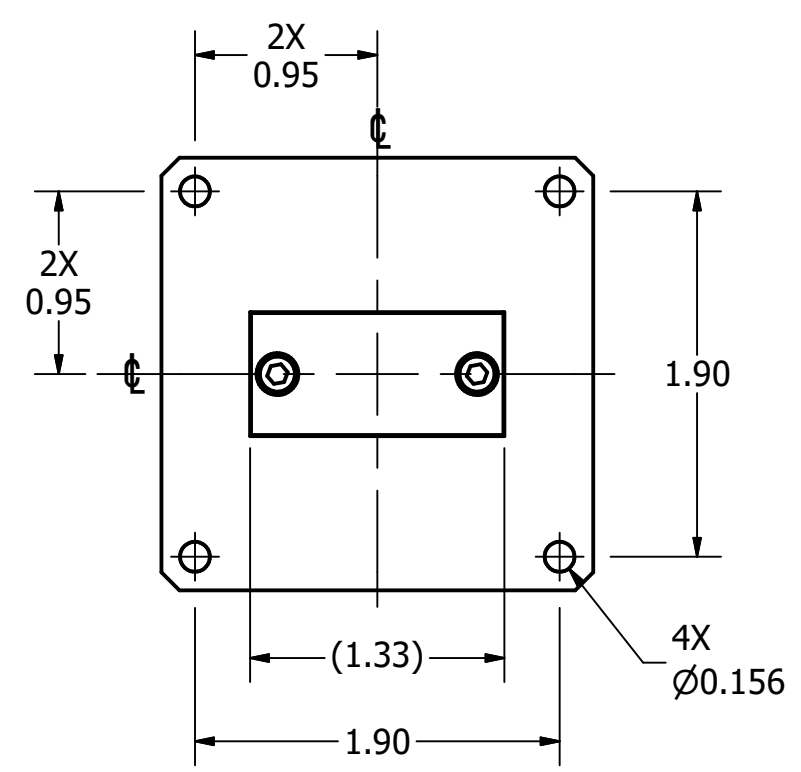
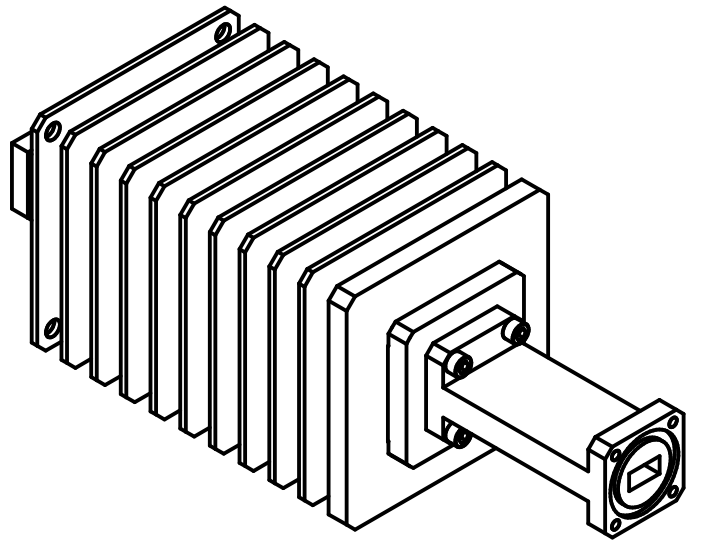


DETAIL A  
-6 MODELS

DETAIL A  
-8, -8T MODELS

REVISION HISTORY			
REV	AUTH	DATE	DESCRIPTION
A	RL	6-2-2020	INITIAL RELEASE



NOTES:

FLANGE TYPE:

- MODEL# 34-760-6: WR34 COVER, 4X Ø0.120 THRU
- MODEL# 34-760-8: WR34 COVER-GROOVE, 4X Ø0.120 THRU
- MODEL# 34-760-8T: WR34 COVER-GROOVE, 4X 0.112-40 UNC-2B THRU

FINISH: HI-TEMPERATURE BLACK

MODEL NO	QTY	NEXT ASSY	THIRD ANGLE PROJECTION:	APPROVALS	DATE	 L3-NARDA-ATM TEL: (631) 289-4363 FAX: (631) 289-4358 www.atmmicrowave.com	THE INFORMATION IN THIS DRAWING IS PROPRIETARY AND SHALL NOT BE USED OR DISCLOSED WITHOUT THE PRIOR WRITTEN CONSENT OF ATM, INC. DO NOT SCALE DWG.				
34-760-6	1		UNLESS OTHERWISE NOTED, DIMENSIONS ARE IN INCHES, TOLERANCES ARE: FRACTIONS: ±1/64 ANGLES: ±1/2° DECIMALS 2 PLACE 3 PLACE ±.01 ±.005 MACHINED FINISH 63 ✓ OR BETTER	DRAWN RL	6-2-2020		<b>OUTLINE</b> 34-760 TERMINATION	SIZE B	CAGE CODE 99899	META/PART ID # 225369	REVISION A
34-760-8	1			CHKD. JC	6-4-2020			MODEL # SEE NOTES	SHEET 1 OF 1		
34-760-8T	1			QC CL	6-4-2020						