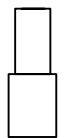


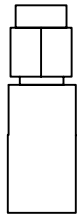
REV.	DATE	APPROVED
------	------	----------



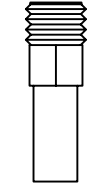
SLIDE CLAMP BODY ONTO CABLE
STRIP CABLE DOWN TO DIELECTRIC



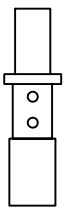
STRIP CABLE DOWN TO OUTER
SHIELD



COUPLING BODY



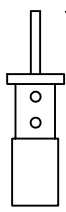
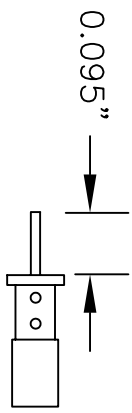
CLAMP BODY



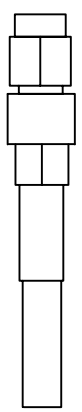
SLIDE CABLE FERRULE OVER
SHIELD & SOLDER



CABLE FERRULE



TRIM DIELECTRIC FLUSH TO CABLE FERRULE



INSERT CABLE INTO COUPLING BODY
TIGHTEN CLAMP AND COUPLING BODIES

CONNECTOR BILL OF MATERIALS

MATERIAL	TREATMENT	MOD. NO.	DRAWN	ACAD	DATE	9/9/02
FINISH			CHECKED	MAB	DATE	9/9/02
CONNECTOR/CABLE ASSEMBLY 2.4M-CF-135			APPROVED		DATE	
ADVANCED TECHNICAL MATERIALS, INC. 49 RIDER AVE., PATCHOGUE N.Y. 11772 TEL: (631) 289-0386 FAX: (631) 289-0358 http://www.dtmnicovgve.com			UNLESS OTHERWISE NOTED DIMENSIONS ARE IN INCHES TOLERANCES ARE:		CAGE CODE: ORBN4 DO NOT SCALE DWG	
			ERROREBETARY NOTE: THE INFORMATION IN THIS DRAWING IS TO BE USED OR DISCLOSED WITHOUT THE PRIOR WRITTEN CONSENT OF ATM, INC.		SCALE DWG. NO. 5153-2 REV. A	
UNLESS OTHERWISE NOTED DIMENSIONS ARE IN INCHES TOLERANCES ARE:			FRACTIONS ±1/64 DECIMALS ±.01 ANGLES ±1/2°		SHEET:	