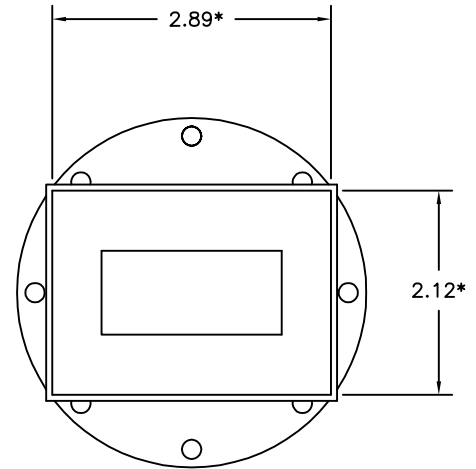
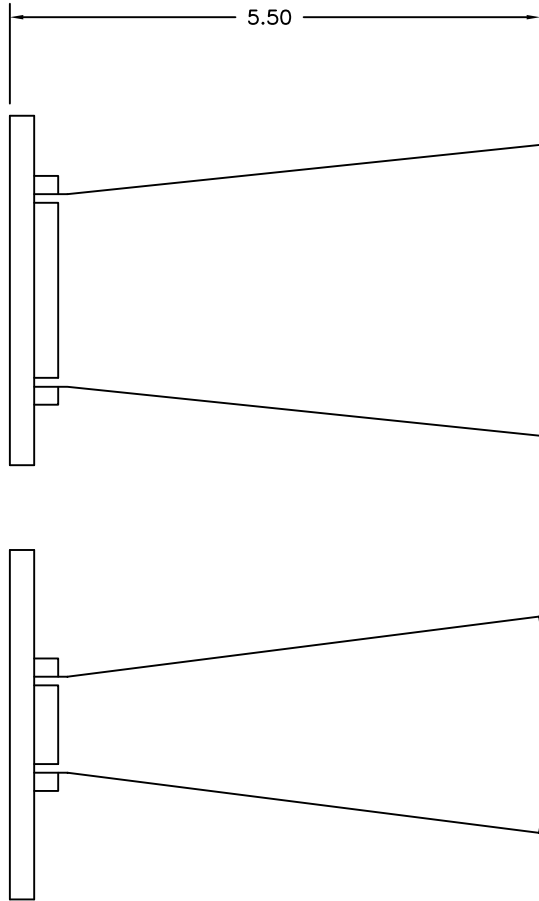
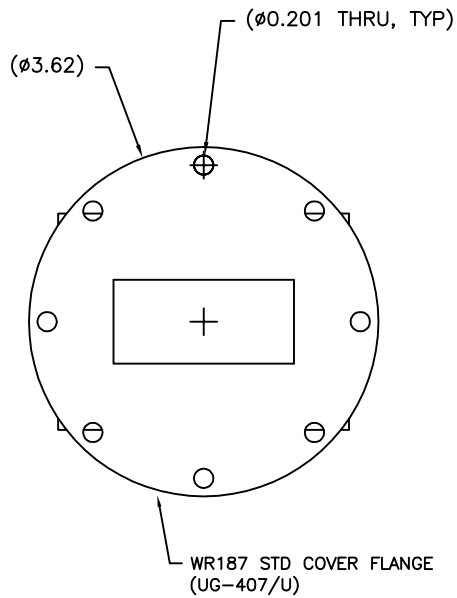


REV	AUTH	DATE	INITIAL RELEASE
A	DM	06/26/12	INITIAL RELEASE
B	LM,	7/11/14	CHANGE TOLERANCE OF 2 PLACE DECIMAL FROM: +/--.01 TO: +/--.03
C	DM	05/03/17	UPDATED TITLE BLOCK



\*INSIDE DIMENSION

**\*NOTE:** THESE DIMENSIONS ARE BASED ON THE FLANGE TYPE SHOWN ABOVE, AND MAY CHANGE WHEN OTHER FLANGE TYPES ARE SELECTED.

THIRD ANGLE PROJECTION:		APPROVALS		DATE				L-3 Narda - ATM TEL: (631) 289-0363 FAX: (631) 289-0358 www.atmmicrowave.com		THE INFORMATION IN THIS DRAWING IS PROPRIETARY AND SHALL NOT BE USED OR DISCLOSED WITHOUT THE PRIOR WRITTEN CONSENT OF ATM, INC. DO NOT SCALE DWG.	
UNLESS OTHERWISE NOTED, DIMENSIONS ARE IN INCHES, TOLERANCES ARE: FRACTIONS: ±1/64 ANGLES: ±1/2° MACHINED FINISH 63 ✓ OR BETTER		DRAWN DM		05/02/17							
		CHKD.									
		APRVD.									
		MATERIAL ALUMINUM									
		TREATMENT _									
		FINISH CHEM FILM									
DECIMALS 2 PLACE   3 PLACE		SIZE A		CAGE CODE OR8N4		ATM DWG # 13985		REVISION C			
±.03   ±.005		SCALE NONE		MODEL # 187-440-6		SHEET 1/1					

OUTLINE  
WR187 HORN, 10dB GAIN