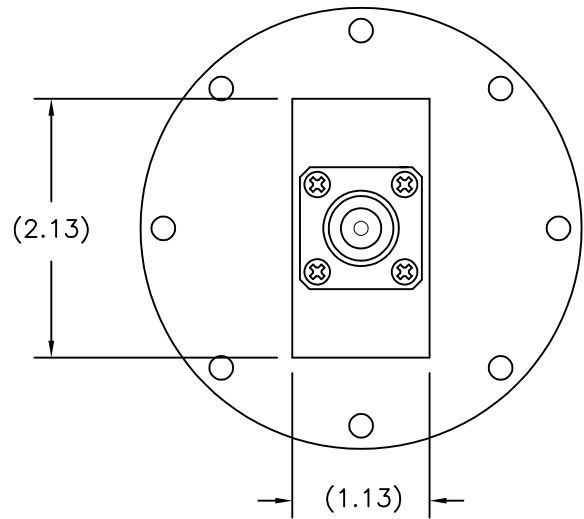
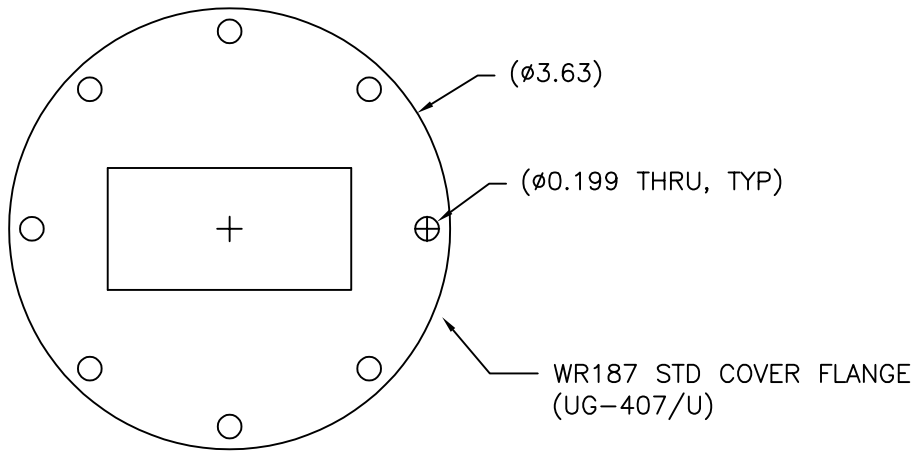
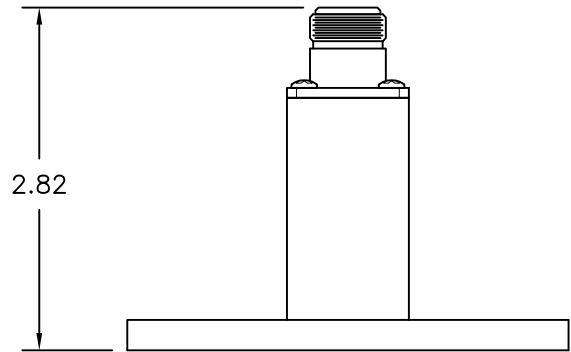



REV A	AUTH DM	DATE 03/05/13	INITIAL RELEASE
REV B	AUTH RL	DATE 03/05/13	TITLE BLOCK UPDATED



STD TYPE-N(F)  
CONNECTOR



THIRD ANGLE PROJECTION:	APPROVALS	DATE		<b>L-3 Narda - ATM</b> TEL: (631) 289-0363 FAX: (631) 289-0358 www.atmmicrowave.com	<small>THE INFORMATION IN THIS DRAWING IS PROPRIETARY AND SHALL NOT BE USED OR DISCLOSED WITHOUT THE PRIOR WRITTEN CONSENT OF L3 NARDA-ATM, INC. DO NOT SCALE DWG.</small>	
	DRAWN DM	03/05/13				
	CHKD.		<b>OUTLINE</b> WR187 ENDLAUNCH ADAPTER, TYPE-N			
	APRVD.					
UNLESS OTHERWISE NOTED, DIMENSIONS ARE IN INCHES, TOLERANCES ARE:  FRACTIONS: ±1/64 ANGLES: ±1/2°  MACHINED FINISH 63 ✓ OR BETTER	MATERIAL ALUMINUM		SIZE A	CAGE CODE OR8N4	ATM DWG # 14605	REVISION B
DECIMALS 2 PLACE 3 PLACE  ±.01 ±.005	TREATMENT CHEM FILM		SCALE 1 : 1	MODEL # 187-203A-6		SHEET 1/1
	FINISH -					